

Everett Link Extension



Link light rail

Everett Link Extension alternatives for study in the Draft EIS



Preferred station and route alternatives



Other route alternatives



Other station alternatives



OMF North site alternatives

Other service



Lynnwood station



Link 2 Line and 3 Line

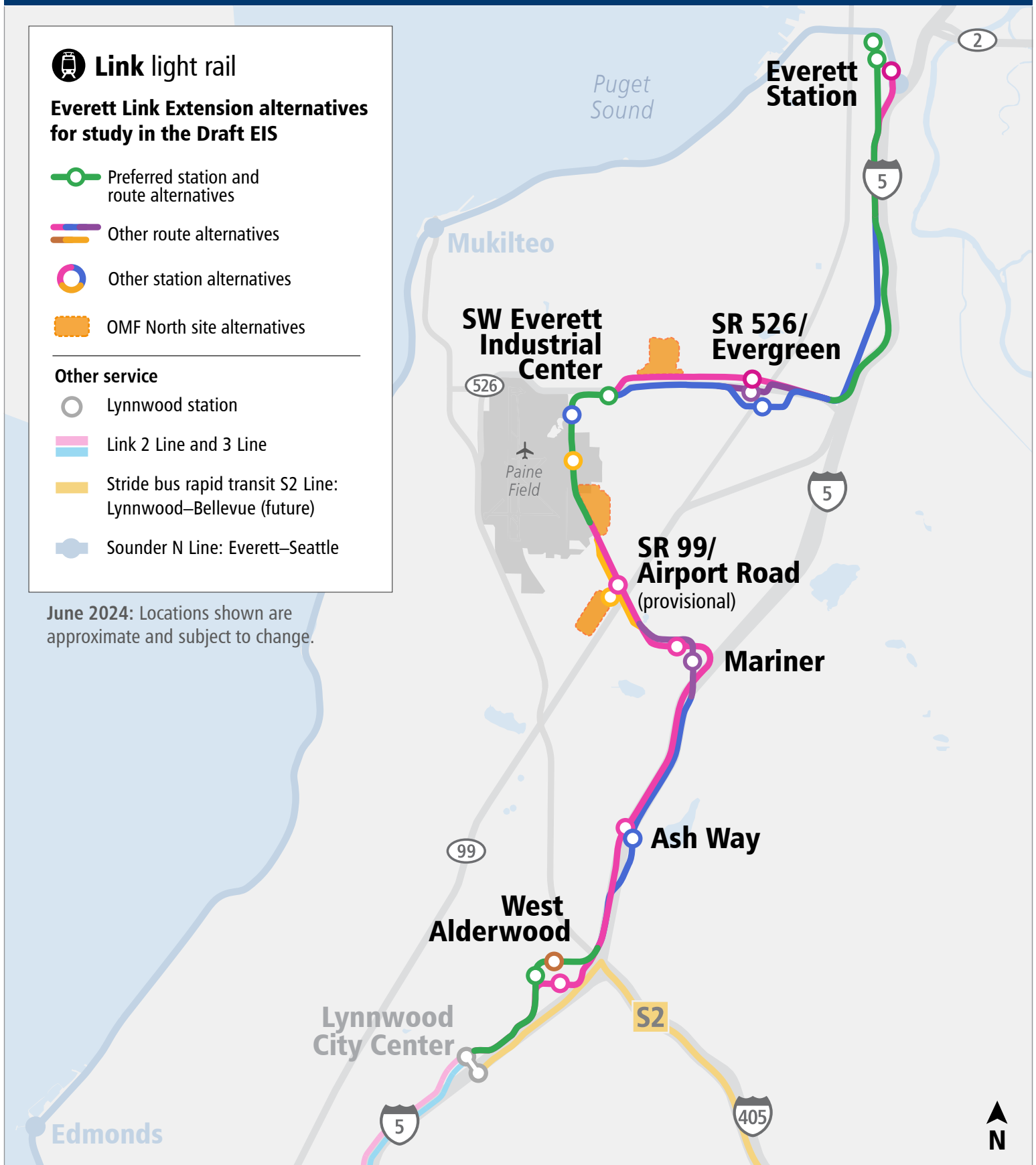


Stride bus rapid transit S2 Line:
Lynnwood–Bellevue (future)



Sonder N Line: Everett–Seattle

June 2024: Locations shown are approximate and subject to change.



Stride Bus Rapid Transit



Ballard Link Extension



Tacoma Dome Link Extension



Link light rail

Federal Way–Fife–Tacoma Tacoma Dome Link Extension

- Preferred Alternative
- Other Draft EIS alternatives
- Design options

Route profiles

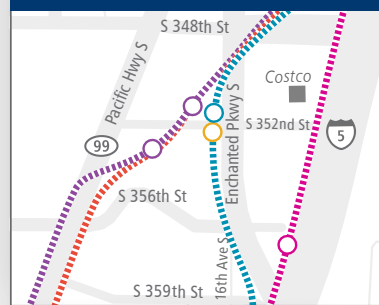
- Elevated
- Surface
- Station alternatives

Other train service

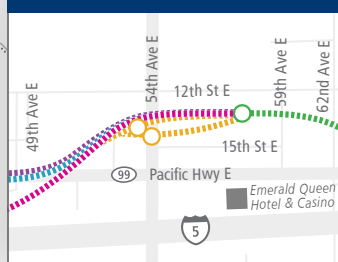
- Link 1 Line: Angle Lake–Federal Way (future)
- Link T Line: Tacoma Dome–St Joseph (in service)
- Sounder S Line: Lakewood–Seattle (in service)
- Existing station



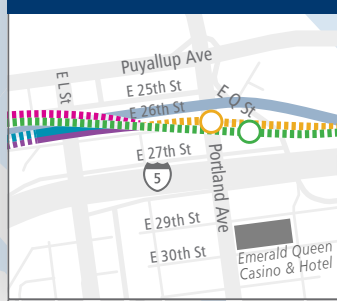
South Federal Way Station



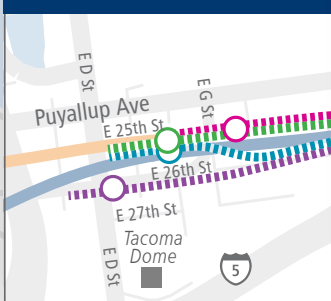
Fife Station



Portland Ave Station



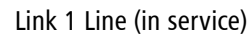
Tacoma Dome Station




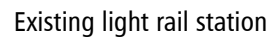
Graham Street Station Project



Graham Street station area



 Station platform



July 2024

Boeing Access Road Station Project

